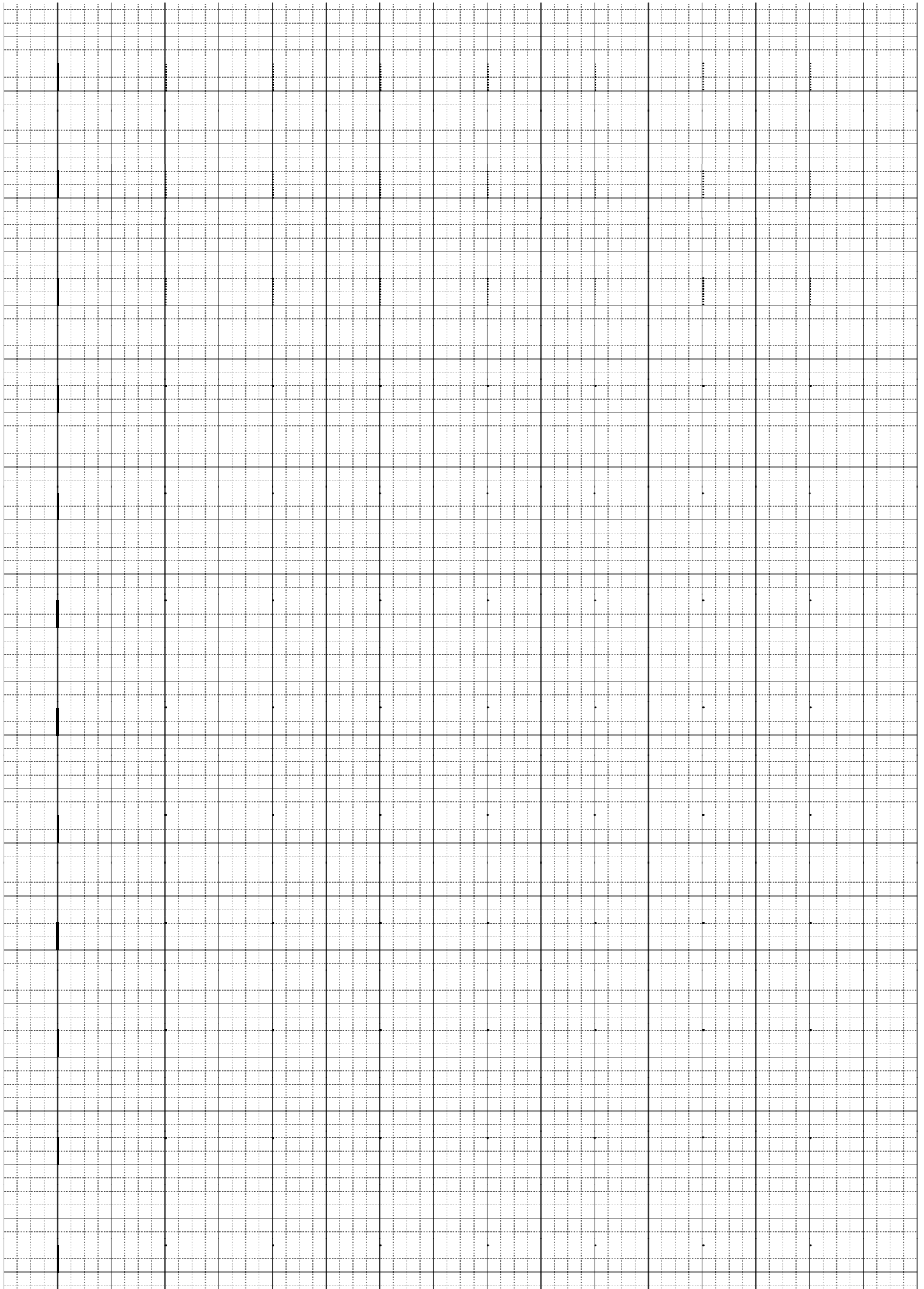


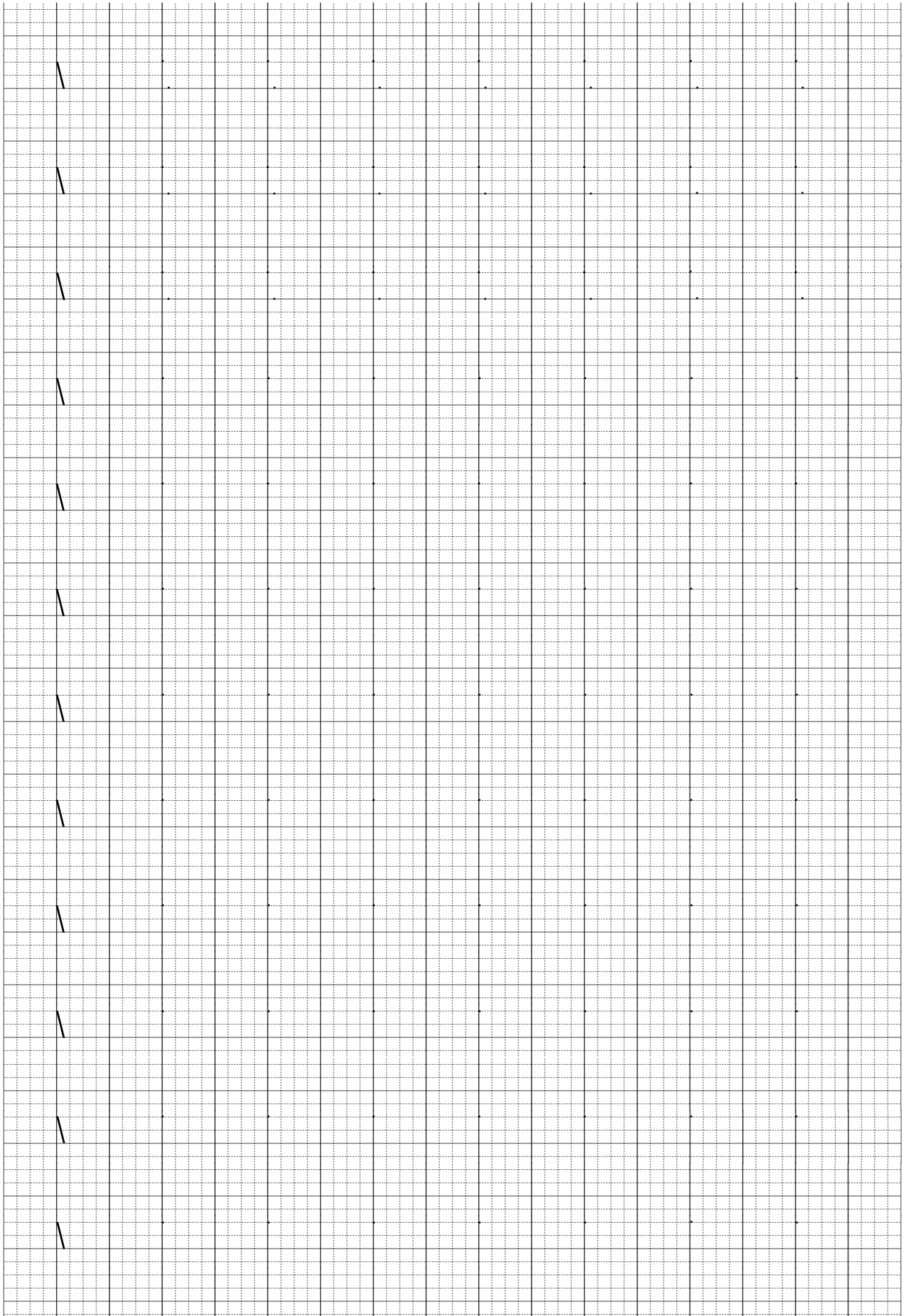
Nét số thẳng



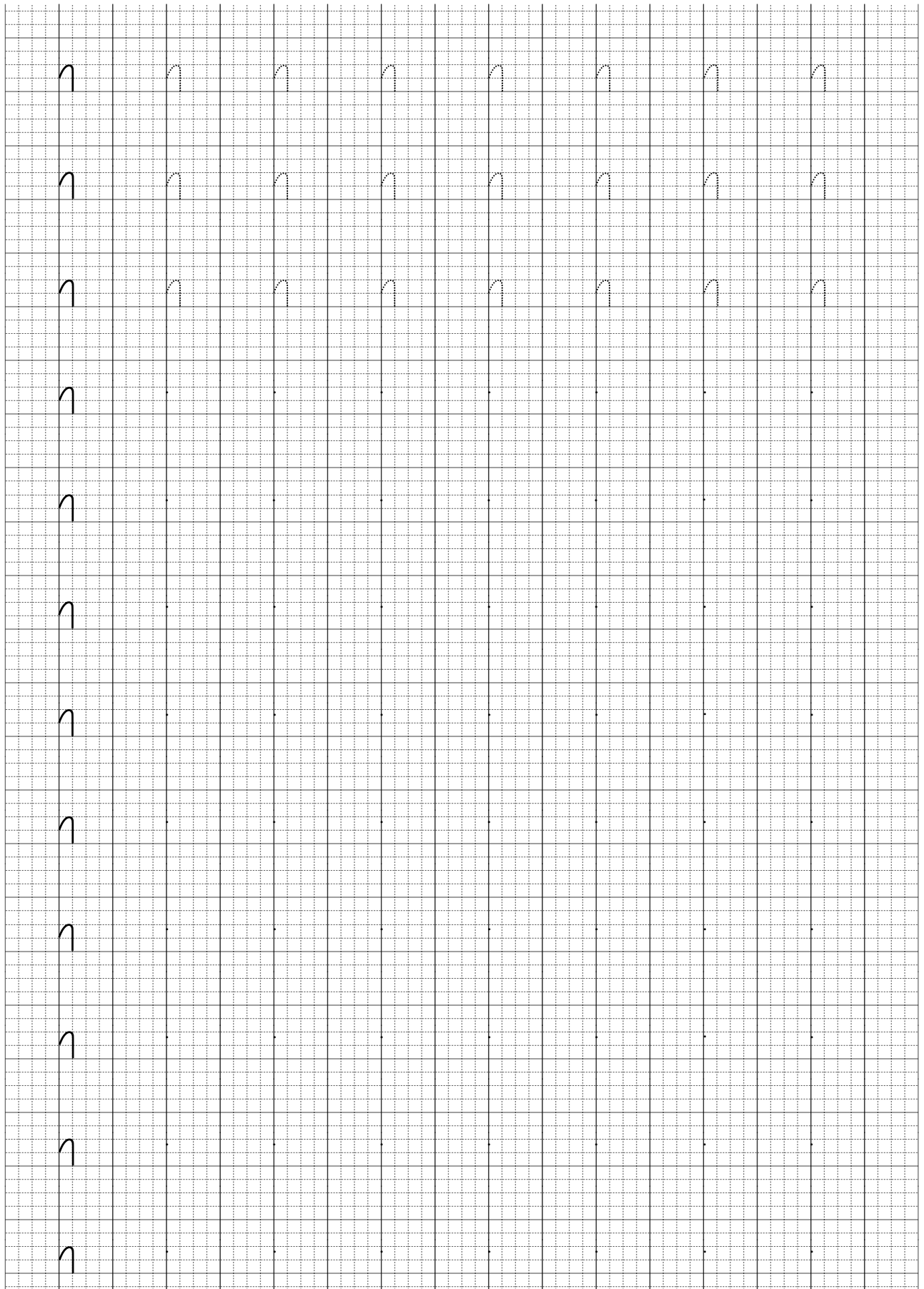
Nét ngang

Nét xiên trái

Nét xiên phải



Nét móc trên



Nét móc dưới

Nét móc hai đầu

A large grid for handwriting practice. The first three rows each contain eight cursive 'n' characters. The remaining rows contain a single cursive 'n' character at the beginning of each row, followed by empty space for practice.

Nét cong trái

A large grid for handwriting practice. The first row contains eight dotted cursive 'C' characters for tracing. The second row contains eight dotted cursive 'C' characters for tracing. The third row contains eight dotted cursive 'C' characters for tracing. The remaining rows (4 through 13) each contain a single solid cursive 'C' character at the beginning of the row, followed by empty space for independent practice.

Nét cong phải


The grid contains 13 rows for practicing the cursive stroke 'Nét cong phải'. Each row starts with a solid example of the stroke on the left, followed by a dotted version for tracing, and then a blank space for independent practice. The first three rows each contain eight dotted examples. The remaining ten rows each contain one dotted example followed by a blank space.

Nét cong kín

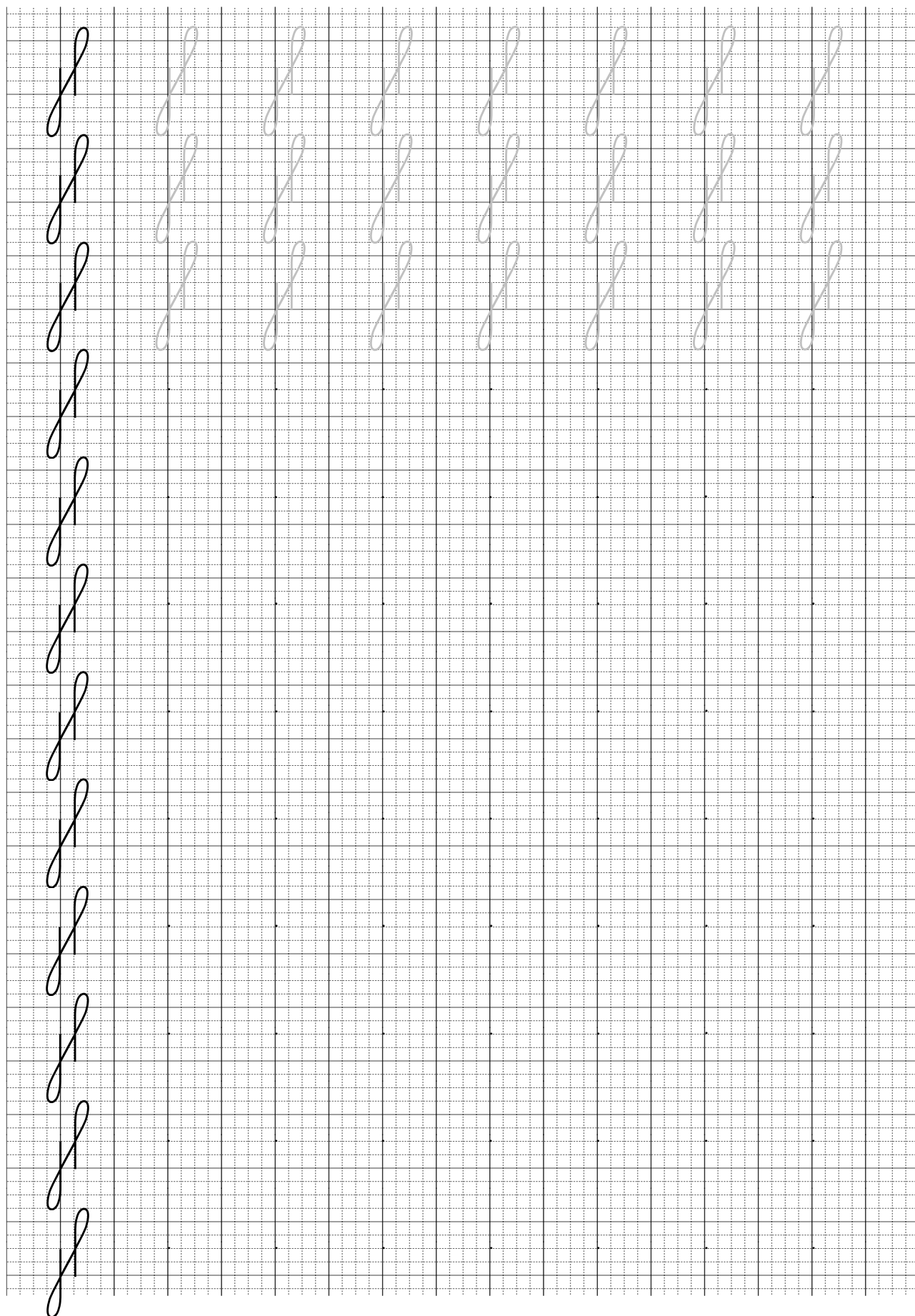
Nét khuyết trên

A handwriting practice grid for the cursive letter 'l'. The grid consists of 12 columns and 12 rows. The first three rows show the letter 'l' written in a cursive style, with arrows indicating the stroke order: starting from the top, moving down, curving to the right, and then back down. The remaining nine rows show the letter 'l' written in a cursive style, with arrows indicating the stroke order: starting from the top, moving down, curving to the right, and then back down. The grid is designed to help students practice the correct stroke order and placement of the letter 'l'.

Nét khuyết dưới



Nét khuyết kép



Nét thắ

A large grid for handwriting practice. The grid consists of 13 rows and 12 columns. Each row begins with a small, light-colored example of the stroke 'thắ' in the first column. The remaining 11 columns in each row are empty, providing space for the student to practice writing the stroke. The grid is overlaid on a background of fine dotted lines.

Nét xoắn

Handwriting practice grid for the cursive letter 'a'. The grid consists of 13 rows. The first row contains 8 cursive 'a's. The following 12 rows each contain 1 cursive 'a' followed by empty space for practice.

ì	ì	ì	ì	ì	ì	ì	ì
ì
ì
ì
ì
ì
ì
t	t	t	t	t	t	t	t
t
t
t
t
t
t

u	u	u	u	u	u	u	u
u
u
u
u
u
u
ư	ư	ư	ư	ư	ư	ư	ư
ư
ư
ư
ư
ư

o	o	o	o	o	o	o	o
ô	ô	ô	ô	ô	ô	ô	ô
ơ	ơ	ơ	ơ	ơ	ơ	ơ	ơ
o
ô
ơ
o
ô
ơ
o
ô
ơ

a	a	a	a	a	a	a	a
ă	ă	ă	ă	ă	ă	ă	ă
â	â	â	â	â	â	â	â
a
ă
â
a
ă
â
a
ă
â

a	a	a	a	a	a	a	a
a
a
a
a
a
đ	đ	đ	đ	đ	đ	đ	đ
đ
đ
đ
đ
đ

A handwriting practice grid on a grid background. The grid is divided into two main sections. The top section is for the lowercase letter 'g' in a simple, rounded font. It consists of 8 columns. The first column contains a solid 'g'. The next 7 columns each contain a dotted 'g' for tracing. The bottom section is for the lowercase letter 'g' in a cursive font. It consists of 8 columns. The first column contains a solid cursive 'g'. The next 7 columns each contain a dotted cursive 'g' for tracing. The grid lines are thin and light gray.

e	e	e	e	e	e	e	e
e
e
e
e
e
ê	ê	ê	ê	ê	ê	ê	ê
ê
ê
ê
ê
ê

Handwriting practice grid for the letter 'n'. The grid consists of 10 rows and 8 columns. The first row contains eight cursive 'n' characters. The next five rows each contain a single cursive 'n' character followed by seven empty grid cells. The next five rows each contain a single dotted cursive 'n' character followed by seven empty grid cells. The final row contains eight dotted cursive 'n' characters.

ư	ư	ư	ư	ư	ư	ư	ư
ư
ư
ư
ư
ư
ư
x	x	x	x	x	x	x	x
x
x
x
x
x

n n n n n n n n

n

n

n

n

n

n

m m m m m m m m

m

m

m

m

m

l	l	l	l	l	l	l	l
l							
l							
l							
l							
l							
b	b	b	b	b	b	b	b
b							
b							
b							
b							
b							

n	n	n	n	n	n	n	n
n							
n							
n							
n							
n							
y	y	y	y	y	y	y	y
y							
y							
y							
y							
y							

c c c c c c c c

c

c

c

c

c

c

ch ch ch ch ch ch ch ch

ch

ch

ch

ch

ch

tr tr tr tr tr tr tr tr

tr

tr

tr

tr

tr

th th th th th th th th

th

th

th

th

th

nh nh nh nh nh nh nh nh

nh

nh

nh

nh

nh

kh kh kh kh kh kh kh kh

kh

kh

kh

kh

kh

gi	gi	gi	gi	gi	gi	gi	gi
gi							
gi							
gi							
gi							
gi							
gh	gh	gh	gh	gh	gh	gh	gh
gh							
gh							
gh							
gh							
gh							

nh nh nh nh nh nh nh nh

nh

nh

nh

nh

nh

ng ng ng ng ng ng ng ng

ng

ng

ng

ng

ng

ng	ng	ng	ng	ng
ng				
ng				
ng				
ng				
ng				
ng				
ng				
ng				
ng				
ng				
ng				
ng				
ng				
ng				